

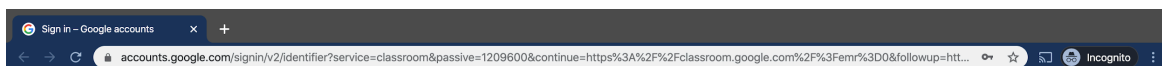
USING GOOGLE CLASSROOM AT HOME



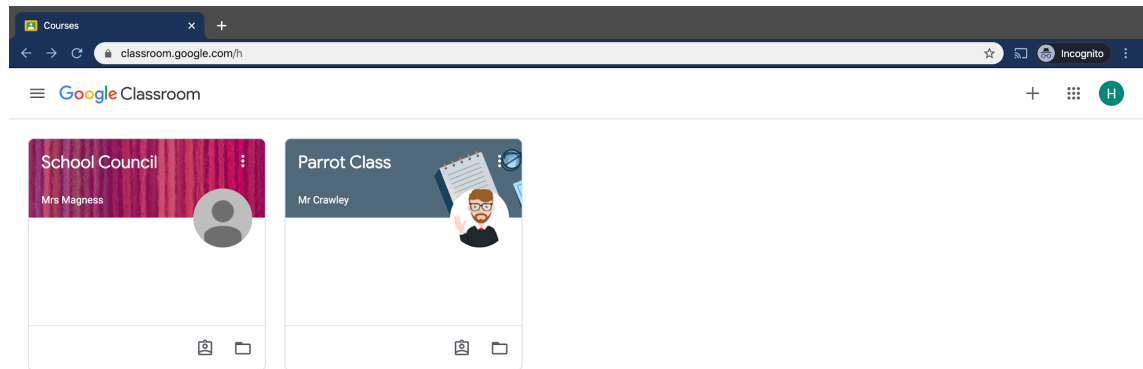
Work can be set for pupils to complete at home via our Google Classroom pages. These tasks can be a mix of web-based work, links to websites or questions/tasks which children can answer on paper and bring into school.

HOW TO ACCESS GOOGLE CLASSROOM

1. Click on the link for the website - www.classroom.google.com
2. Your child can log-in using their school email address. Every child's email follows the same format: forename.surname@rodingsprimary.co.uk Every child has a password. In our younger classes this is the same and higher up the school this will be unique to each child.. Each child has their password in their planner. If for any reason this is not the case teachers will provide this via Class Dojo.

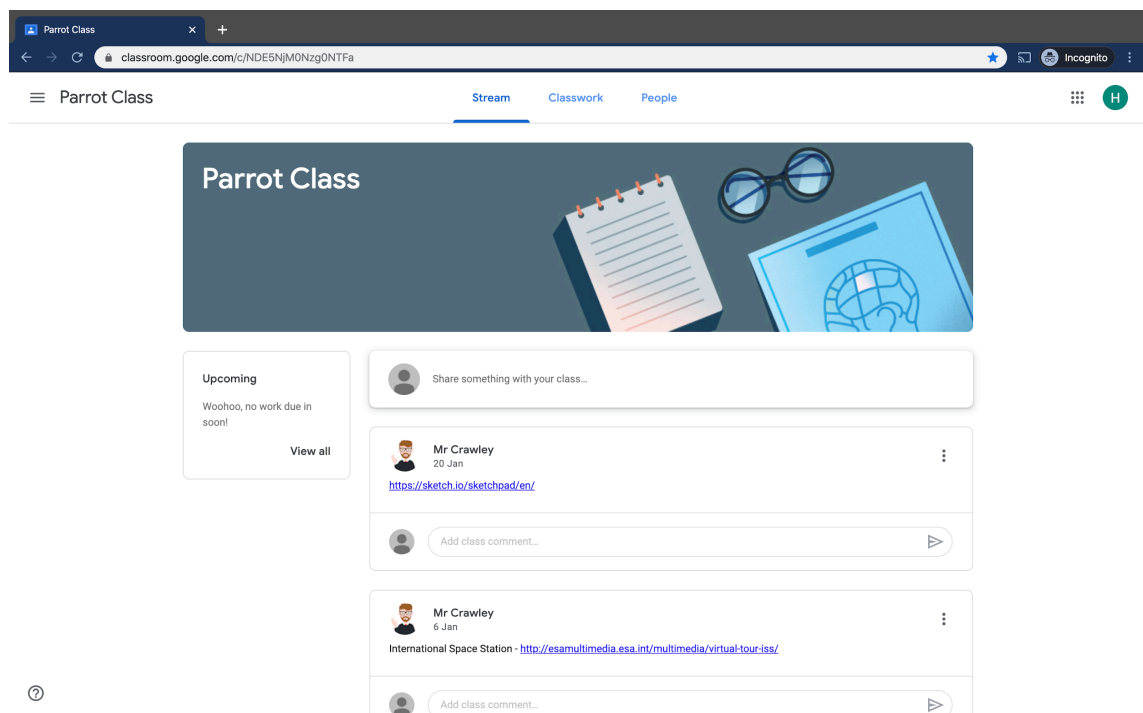
A screenshot of the Google sign-in page. At the top is the Google logo, followed by the text "Sign in" and "Use your Google Account". Below this is a text input field labeled "Email or phone". Under the field is a link that says "Forgot email?". Further down, there is a line of text: "Not your computer? Use Guest mode to sign in privately." followed by a link "Learn more". At the bottom left is a link "Create account" and at the bottom right is a blue button labeled "Next". At the very bottom of the page, there is a footer with "English (United Kingdom)" and links for "Help", "Privacy", and "Terms".

3. Once your child have logged-in they will have a screen of past and present classes. They will need to select their current class. They may need to join their class, this is done simply by clicking 'Join'.



?

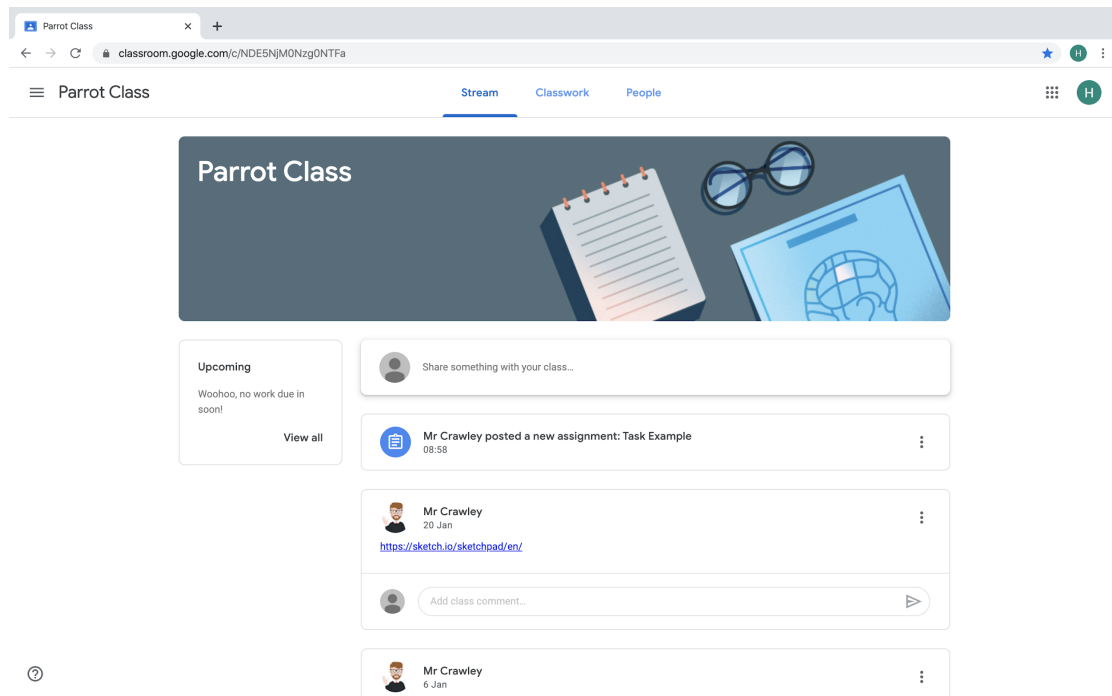
4. Once in their Google Classroom pupils have a stream. This is where work, tasks and questions are set.



?

COMPLETING TASKS/ASSIGNMENTS

1. Once logged in pupils are presented with their class stream. New assignments are posted here.



2. When your child clicks on the new assignment it opens a page which contains instructions on they need to do. Any attached documents are on the right hand side under 'Your Work'. Click on any documents here to open the work.

Task Example

classroom.google.com/c/NDE5NjM0Nzg0NTFa/a/NTMzMzUwNzIzNDNa/details

Parrot Class

Due 20 Mar, 15:00

Task Example

100 points

Mr Crawley 08:58

Please complete the task.

Class comments

Add class comment...

Your work

Assigned

Google Docs

+ Add or create

Hand in

Private comments

Add private comment...

②

- The document will open and this is where work can be completed or tasks explained. If the task needs to be completed on the document then, once complete, your child needs to click on 'Turn In' on the top right hand corner.

- Test Task Assignment - Google


docs.google.com/document/d/1pJ9FWMXDpn5ZcitP573pC3zi1_LUETc4k-fDewRaV4/edit

- Test Task Assignment

File Edit View Insert Format Tools Add-ons Help Saving...

TURN IN Share

Remember to include punctu...



Please write a short story below, based upon this image.

Remember to include punctuation and a range of descriptive devices (e.g. similes)